



Order code: PR_BAG_A5

A5

210x150 mm



- 1

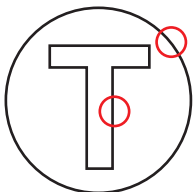
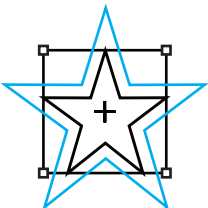

Paste your design onto the **Artwork** layer
- 2

Reposition and scale your design as needed.
- 3

Check **Line Weight**. Make sure free-floating lines are .35mm minimum.
- 4

Convert **Fonts** to outlines or shapes.
- 5

Save as PDF



.35mm

